



# Test Report: NSP-500-27

---

500W AC/DC High Reliable Multi-Industries Enclosed  
Type Power Supply

## ■ DESIGN VERIFY TEST

Output Function Test

Input Function Test

Protection Function Test

Control Function Test

Component Stress Test

## ■ SAFETY & E.M.C. TEST

Safety Test

E.M.C. Test

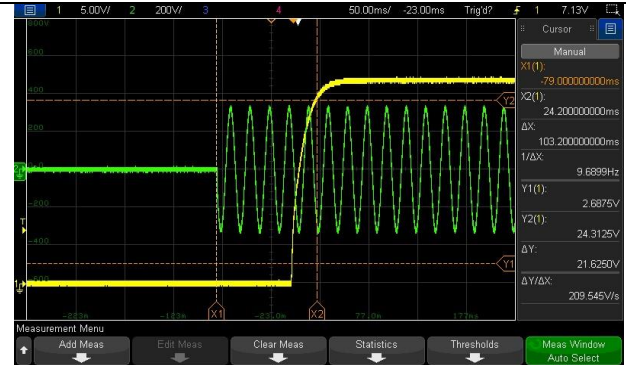
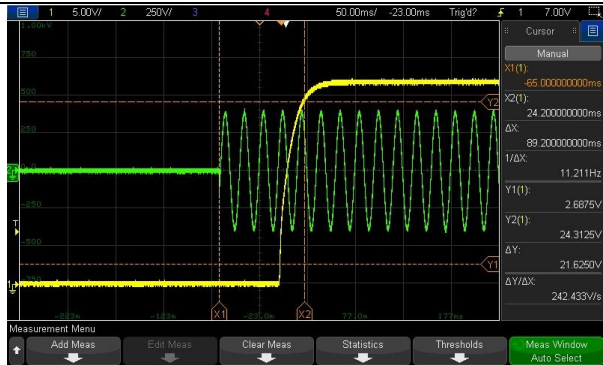
## ■ RELIABILITY TEST

ENVIRONMENT TEST

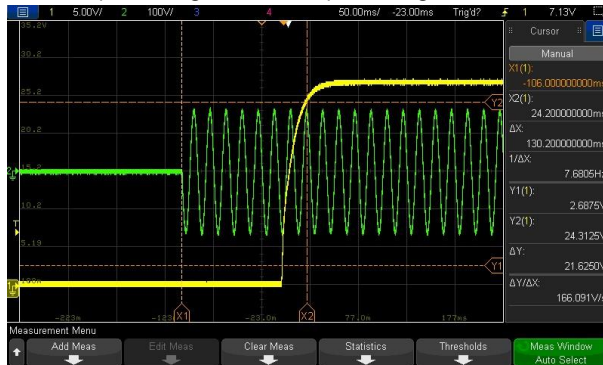
## DESIGN VERIFY TEST

### OUTPUT FUNCTION TEST

NO	TEST ITEM	SPECIFICATION	TEST CONDITION	RESULT
1	OUTPUT VOLTAGE ADJUST RANGE	CH1: 26V~32V	I/P : 277 VAC I/P : 230 VAC I/P : 115 VAC O/P : MIN LOAD Ta : 25°C	25.439V~32.878V/277VAC 25.439V~32.878V/230VAC 25.439V~32.878V/115VAC
2	OUTPUT VOLTAGE TOLERANCE	V1: -1% ~ +1%	I/P: 85VAC~305VAC O/P:FULL~MIN. LOAD Ta:25°C	V1: -0.02% ~0.01 %
3	LINE REGULATION	V1: -0.5% ~ +0.5%	I/P: 85VAC~ 305VAC O/P:FULL LOAD Ta:25°C	V1: 0% ~ 0.01%
4	LOAD REGULATION	V1: -0.5% ~ +0.5%	I/P: 230VAC O/P:FULL ~MIN LOAD Ta:25°C	V1: -0.02% ~0.01 %
5	OVER/UNDERSHOOT TEST	<± 5%	I/P: 230VAC O/P:FULL LOAD / NO LOAD/ PEAK LOAD Ta:25°C	-0.75%
6	RIPPLE & NOISE (Max )	V1: 240mVp-p	I/P:230VAC O/P:FULL LOAD Ta:25°C	87mVp-p / high frequency 92mVp-p / low frequency
		high frequency :	low frequency :	
7	SET UP TIME(Max)	277VAC/900ms 230VAC/1000ms 115VAC/1500ms	I/P : 277 VAC I/P : 230 VAC I/P : 115 VAC O/P : FULL LOAD Ta : 25°C	277VAC/89.2ms 230VAC/103.2ms 115VAC/130.2ms
		INPUT=277VAC/50HZ @ FULL LOAD CH1: Output Voltage CH2: AC Input Voltage	INPUT=230VAC/50HZ @ FULL LOAD CH1: Output Voltage CH2: AC Input Voltage	



INPUT=115VAC/60HZ @ FULL LOAD  
CH1: Output Voltage CH2: AC Input Voltage



8 RISE TIME (Max)

277VAC/80ms  
230VAC/80ms  
115VAC/80ms

I/P : 277 VAC  
I/P : 230 VAC  
I/P : 115 VAC  
O/P : FULL LOAD  
Ta : 25°C

277VAC/25.4ms  
230VAC/25.6ms  
115VAC/25.4ms

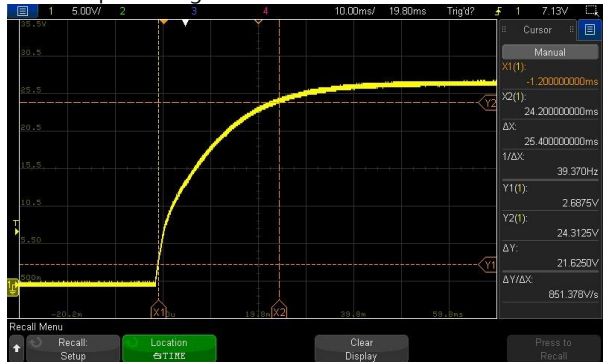
INPUT=277VAC/50HZ @ FULL LOAD  
CH1: Output Voltage



INPUT=230VAC/50HZ @ FULL LOAD  
CH1: Output Voltage



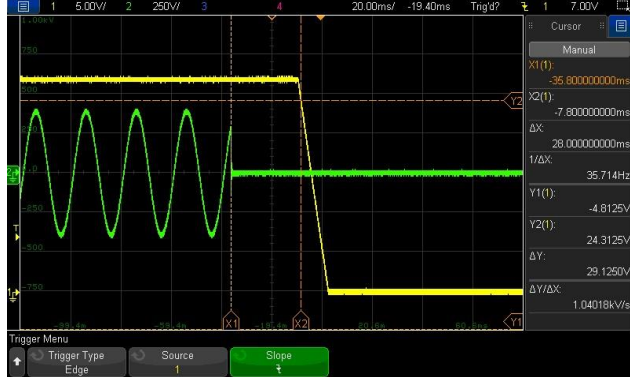
INPUT=115VAC/60HZ @ FULL LOAD  
CH1: Output Voltage



9	HOLD UP TIME (Typ.)	277VAC/16ms	I/P : 277 VAC	277VAC/28.0ms
		230VAC/16ms	I/P : 230 VAC	230VAC/27.8ms
		115VAC/16ms	I/P : 115 VAC	115VAC/27.8ms
			O/P : FULL LOAD	
			Ta : 25°C	

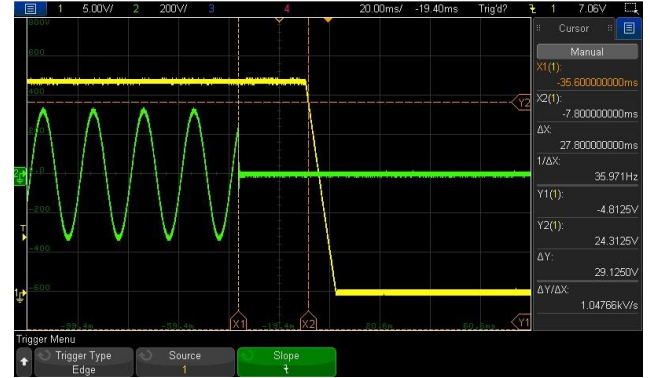
INPUT=277VAC/50HZ @ FULL LOAD

CH1: Output Voltage CH2: AC Input Voltage



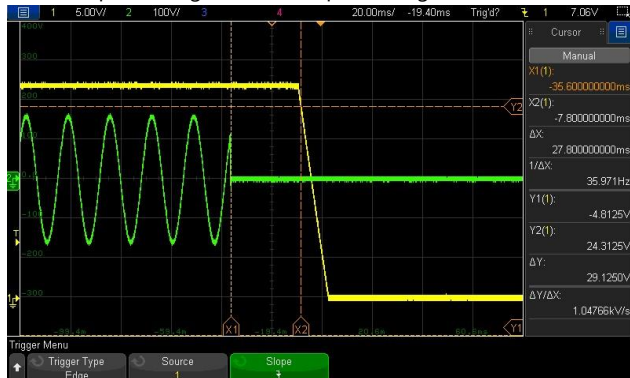
INPUT=230VAC/50HZ @ FULL LOAD

CH1: Output Voltage CH2: AC Input Voltage



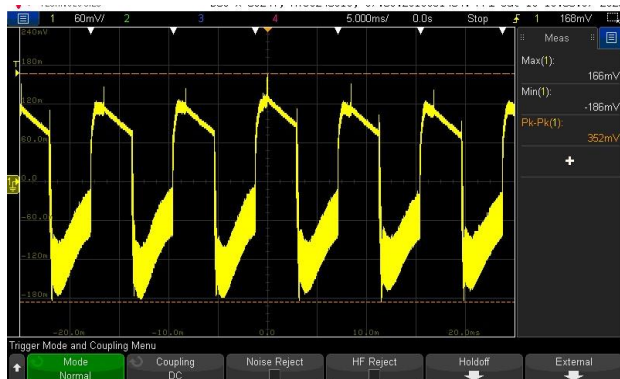
INPUT=115VAC/60HZ @ FULL LOAD

CH1: Output Voltage CH2: AC Input Voltage

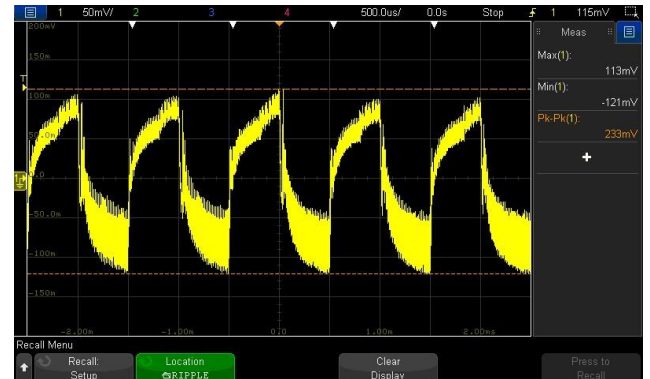


10	DYNAMIC LOAD	V1: 2700mVp-p	I/P: 230VAC	352mVp-p
			O/P:	233mVp-p
			(1) FULL/ MIN LOAD 50%DUTY / 120HZ	
			(2) FULL/ MIN LOAD 50%DUTY / 1KHZ	
			Ta:25°C	

FULL / MIN LOAD 50%DUTY / 120HZ

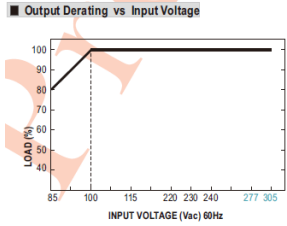


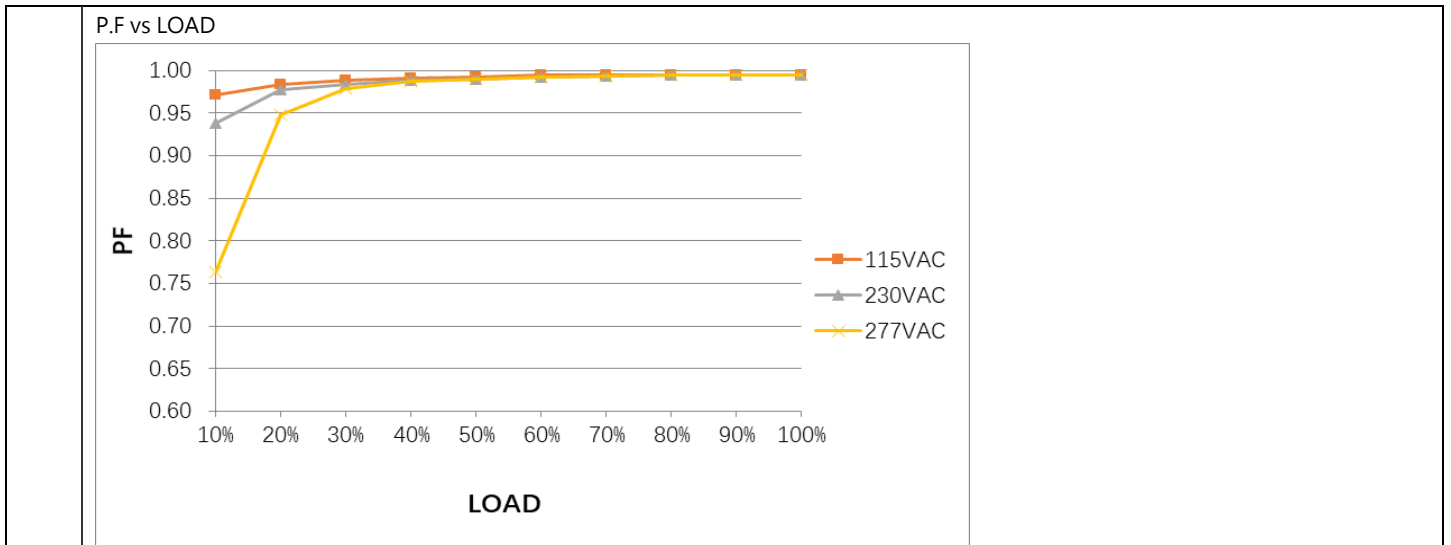
FULL / MIN LOAD 50%DUTY / 1KHZ



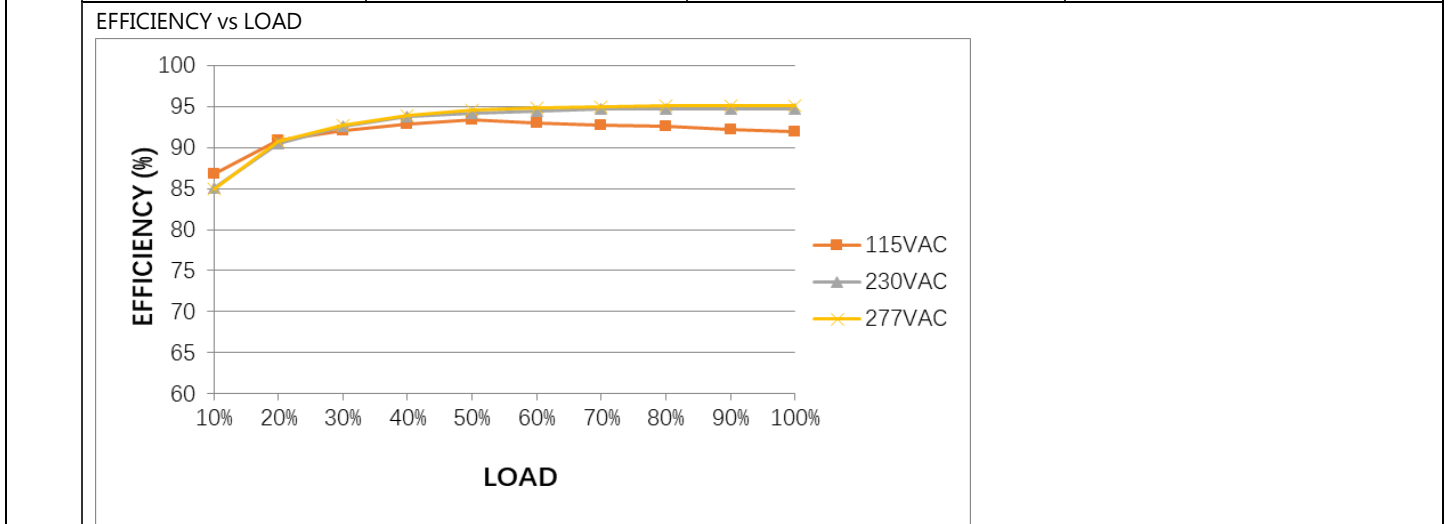
11	TRANSIENT RECOVERY TIME	V1: 2700mVp-p <500us	I/P: 230VAC O/P:40% LOAD CHANGE 50%DUTY/120HZ 1.25A/us	255mVp-p
----	-------------------------	-------------------------	--	----------

### INPUT FUNCTION TEST

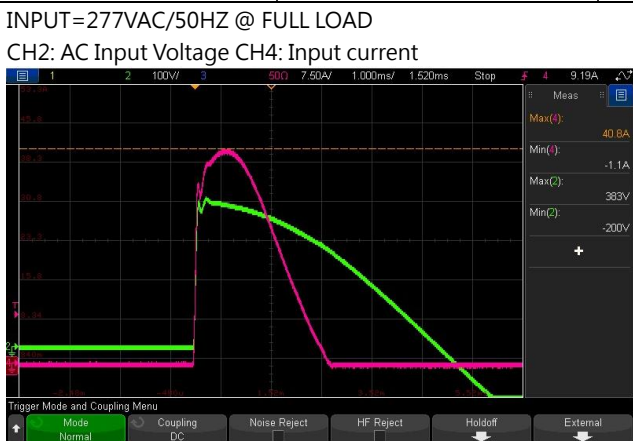
NO	TEST ITEM	SPECIFICATION	TEST CONDITION	RESULT												
1	INPUT VOLTAGE RANGE	85VAC~305VAC 120VDC~ 431VDC 	(1) I/P: TESTING O/P: FULL / 80% LOAD (2) I/P: DC TESTING (L: + N: -) O/P: FULL / 80% LOAD (3) I/P: DC TESTING (L: - N: +) O/P: FULL / 80% LOAD Ta:25°C	(1) 78.0V~305V/ FULL LOAD 77.0V~305V/ 80% LOAD (2) 106Vdc~431Vdc/FULL LOAD 106Vdc~431Vdc/80% LOAD (3) 109Vdc~431Vdc/FULL LOAD 108Vdc~431Vdc/80% LOAD												
			I/P: HIGH-LINE+10V=315V O/P:FULL/MIN LOAD (PLEASE CHECK DERATING CURVE) ON: 30 Sec OFF: 30 Sec 10MIN ( POWER ON/OFF NO DAMAGE )	TEST: OK												
2	INPUT FREQUENCY RANGE	47HZ ~63 HZ NO DAMAGE	I/P: 85VAC~ 305VAC O/P:FULL~MIN LOAD Ta:25°C	TEST: OK												
3	INPUT CURRENT (Typ.)	277V/ 2.2A 230V/ 2.6A 115V/ 5.3A	I/P : 277 VAC I/P : 230 VAC I/P : 115 VAC O/P : FULL LOAD Ta : 25°C	I =1.919A/ 277VAC I =2.319A/ 230VAC I =4.778A/ 115VAC												
4	LEAKAGE CURRENT	Earth leakage current < 350uA(rms)@277Vac  Touch current < 100uA(rms)@277Vac	I/P : 277 VAC/60HZ O/P : Min LOAD Ta : 25°C	258.6uA for Earth  27.0uA for Touch												
5	NO LOAD CONSUMPTION	Remote Power OFF: 0.75W/115Vac 0.75W/230Vac 0.75W/277Vac  Remote Power ON: 3.3W/115Vac 3W/230Vac 3W/277Vac	I/P : 115VAC I/P : 230VAC I/P : 277VAC O/P : NO LOAD Ta : 25°C	TEST: <table border="1" data-bbox="1145 1534 1500 1765"> <thead> <tr> <th></th> <th>Remote Power OFF</th> <th>Remote Power ON</th> </tr> </thead> <tbody> <tr> <td>115VAC</td> <td>0.448W</td> <td>3.094W</td> </tr> <tr> <td>230VAC</td> <td>0.551W</td> <td>2.638W</td> </tr> <tr> <td>277VAC</td> <td>0.591W</td> <td>2.539W</td> </tr> </tbody> </table>		Remote Power OFF	Remote Power ON	115VAC	0.448W	3.094W	230VAC	0.551W	2.638W	277VAC	0.591W	2.539W
	Remote Power OFF	Remote Power ON														
115VAC	0.448W	3.094W														
230VAC	0.551W	2.638W														
277VAC	0.591W	2.539W														
6	POWER FACTOR (Typ.)	0.9/ 277VAC 0.93/ 230VAC 0.98/115VAC	I/P : 277 VAC I/P : 230 VAC I/P : 115 VAC O/P : FULL LOAD Ta : 25°C	PF=0.9952/277VAC PF=0.9948/230VAC PF=0.9946/115VAC												



7	EFFICIENCY(Typ.)	94%	I/P:230 VAC O/P:FULL LOAD Ta:25°C	95.07%
---	------------------	-----	---	--------



8	INRUSH CURRENT(Typ.)	277V/50A 230V/40A 115V/20A COLD START	I/P : 277 VAC I/P : 230 VAC I/P : 115 VAC O/P : FULL LOAD Ta : 25°C	I =40.8A/ 277VAC I =26.5A/ 230VAC I =13.4A/ 115VAC T50= 1420us/230V
---	----------------------	--	---	--



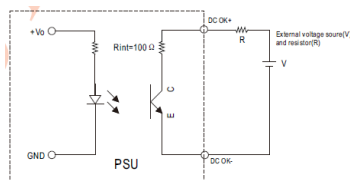
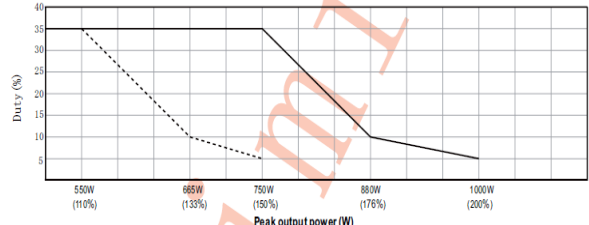


### PROTECTION FUNCTION TEST

NO	TEST ITEM	SPECIFICATION	TEST CONDITION	RESULT
1	OVER LOAD PROTECTION	<p>Protection type: Normally works within 105 ~ 200% rated output power for more than 5 seconds and then constant current limiting without shutdown(<math>V_{out} &gt; 30\%</math>), recovers automatically after fault condition is removed, or shut down o/p voltage when <math>V_{out} &lt; 30\%</math>, AC re-power on to recover.</p> <p>Protection type: &gt;200%(150%@100VAC) rated power, constant current limiting (<math>V_{out} &gt; 30\%</math>)with auto-recovery after fault condition is removed, or shut down o/p voltage when <math>V_{out} &lt; 30\%</math>,AC re-power on to recover.</p>	<p>I/P: 305VAC I/P: 230VAC I/P: 100VAC O/P:TESTING <math>T_a: 25^{\circ}\text{C}</math></p>	<p>TEST : 138.1%/305VAC 138.1%/230VAC 138.3%/100VAC Protection type: Normally works within 105 ~ 200% rated output power for more than 5 seconds and then constant current limiting without shutdown(<math>V_{out} &gt; 30\%</math>), recovers automatically after fault condition is removed, or shut down o/p voltage when <math>V_{out} &lt; 30\%</math>, AC re-power on to recover.</p> <p><u>216.1</u> %/305VAC <u>216.1</u> %/230VAC <u>198.39</u> %/100VAC Protection type: &gt;200% rated power, constant current limiting (<math>V_{out} &gt; 30\%</math>)with auto-recovery after fault condition is removed, or shut down o/p voltage when <math>V_{out} &lt; 30\%</math>,AC re-power on to recover.</p>
2	OVER VOLTAGE PROTECTION	<p>33V~ 42V Protection type: Shut down o/p voltage, AC re-power on to recover</p>	<p>I/P: 305VAC I/P: 85VAC O/P:MIN LOAD <math>T_a: 25^{\circ}\text{C}</math></p>	<p>37.1V/ 305VAC 36.9V/ 85VAC PROTECTION TYPE : Shut down o/p voltage, AC re-power on to recover</p>
3	OVER TEMPERATURE PROTECTION	<p>Protection type: Shut down o/p voltage, AC re-power on to recover</p>	<p>I/P: 305VAC I/P: 85VAC O/P:FULL LOAD</p>	<p>TEST: <u>OK</u> O.T.P. Active Protection type : Shut down o/p voltage, AC re-power on to recover</p>

4	SHORT PROTECTION	SHORT EVERY OUTPUT 1 HOUR NO DAMAGE Protection type: Constant current limiting for more than 5 seconds (Vout<30%) and then shut down o/p voltage, AC re-power on to recover	I/P: 305VAC I/P: 85VAC O/P: FULL LOAD	NO DAMAGE PROTECTION TYPE : Constant current limiting for more than 5 seconds (Vout<30%) and then shut down o/p voltage, AC re-power on to recover or Hiccup mode ,recovery automatically after fault condition is removed. Depends on the user's wire impedance
---	------------------	--	---	---

### CONTROL FUNCTION TEST

NO	TEST ITEM	SPECIFICATION	TEST CONDITION	RESULT
1	REMOTE CONTROL	Power ON: RC+~RC-: 0~0.8Vdc or open  Power OFF: RC+~RC-: 3.3~10Vdc	I/P: 230VAC O/P: FULL LOAD Ta: 25°C	TEST: <u>OK</u>
2	REMOTE SENSE	S+ / S- The remote sensing compensates voltage drop on the load wiring up to 0.3V	I/P: 230 VAC O/P: FULL LOAD Ta: 25°C	TEST: <u>OK</u>
3	DC OK SIGNAL	15Vdc/10mA resistive load 	I/P: 230VAC O/P: FULL LOAD Ta: 25°C	TEST: <u>OK</u>
4	FAN CONTROL	(1) Fan ON/OFF control: RTH4 ≥ 50°C ± 10°C FAN ON RTH4 ≤ 40°C ± 10°C FAN OFF  (2) Fan & NOISE: < 45dB	I/P: 230VAC O/P: TESTING	TEST: (1) <u>OK</u> (2) <u>44.8</u> dB  Ta: 25°C
5	PEAK Power	I/P: 100/305VAC O/P:  -----100VAC      ————200VAC		TEST: <u>OK</u>



## COMPONENT STRESS TEST

NO	TEST ITEM	SPECIFICATION	TEST CONDITION	RESULT
1	PWM Transistor ( D to S) or (C to E) Peak Voltage	Q2/Q3 : Rated: 24A/650V	AC ON/OFF I/P: High-Line +3V =308V VDS: O/P: (1)Full Load (2)Output Short (3) Dynamic Load Full Load/ Min. Load 90%Duty/1KHz (4) Dynamic Load Full Load/ Min. Load 90%Duty/3KHz (5) Dynamic Load Full Load/ Min. Load 90%Duty/5KHz (6) Dynamic Load 100% Load/ Min. Load 50%Duty/120Hz (7)0%→400% Load. (8) Peak Load Ta:25°C	Q2 Q3 VDS: VDS: (1) 544V (1) 516V (2) 524V (2) 504V (3) 536V (3) 516V (4) 548V (4) 516V (5) 544V (5) 520V (6) 548V (6) 520V (7) 512V (7) 500V (8) 544V (8) 508V
2	P.F.C Transistor ( D to S) or (C to E) Peak Voltage	Q1 : Rated: 34A/650V	AC ON/OFF I/P: High-Line +3V =308V VDS: O/P: (1)Full Load (2)Output Short (3) Dynamic Load Full Load/ Min. Load 90%Duty/1KHz (4) Dynamic Load Full Load/ Min. Load 90%Duty/3KHz (5) Dynamic Load Full Load/ Min. Load 90%Duty/5KHz (6) Dynamic Load 100% Load/ Min. Load 50%Duty/120Hz (7)0%→400% Load. (8) Peak Load Ta:25°C	Q1 VDS: (1) 464V (2) 460V (3) 464V (4) 464V (5) 464V (6) 460V (7) 440V (8) 484V
3	P.F.C DIODE	D5 : Rated: 14A/650V	I/P: High-Line +3V =308 V AC ON/OFF O/P: (1)Full Load (2)Output Short (3) Dynamic Load Full Load/ Min. Load 90%Duty/5KHz (4) Dynamic Load 100% Load/ Min. Load 50%Duty/120Hz (5) Peak Load Ta:25°C	(1) 467V (2) 463V (3) 467V (4) 475V (5) 479V
4	Diode Peak Voltage	Q100 / Q104 : Rated: 86A/120V	AC ON/OFF I/P: High-Line +3V =308 V VO=Vomax	Q100: Q104: VO=Vomax VO=Vomax VDS: VDS:



			<p>O/P: (1) Full Load          (2) Output Short          (3) Dynamic Load Full Load/          Min. Load 90%Duty/1KHz          (4) Dynamic Load Full Load/          Min. Load 90%Duty/3KHz          (5) Dynamic Load Full Load/          Min. Load 90%Duty/5KHz          (6) Dynamic Load 100% Load/          Min. Load 50%Duty/120Hz          (7) 0%→400% Load.          (8).NO LOAD          (9) Peak Load</p> <p><u>VO=Vnormal</u>          O/P: (1) Full Load          Ta:25°C</p>	<p>(1) 80.6V          (2) 80.6V          (3) 80.6V          (4) 80.6V          (5) 80.6V          (6) 84.5V          (7) 79.5V          (8) 78.0V          (9) 87.9V  <u>VO=Vnormal</u>          (1) 75.4V</p> <p>(1) 81.7V          (2) 78.9V          (3) 81.7V          (4) 81.7V          (5) 82.3V          (6) 82.9V          (7) 77.2V          (8) 82.3V          (9) 90.7V  <u>VO=Vnormal</u>          (1) 72.7V</p>
5	Input Capacitor Voltage	<p>C5 :          Rated: 100 μ /450V</p>	<p>I/P: High-Line +3V =308V          O/P: (1) Full Load input on/off          (2) Min load input on /Off          (3) Full Load /Min load Change          (4) Full load continue          (5) Peak Load on/off          (6) Peak Load continue          Ta:25°C</p>	<p>(1) 446V          (2) 442V          (3) 442V          (4) 442V          (5) 446V          (6) 438V</p>
6	Control IC Voltage Test	<p>PFC/PWM IC U1 :          Rated : 12.5V~ 27.9V</p> <p>IC U2 :          Rated : 4.5V~18V</p> <p>O/P IC U101 :          Rated : 4.75V~38V</p> <p>IC U103 :          Rated : 3~30 V</p> <p>IC U104 :          Rated : 3V ~30V</p>	<p>AC ON/OFF</p> <p>I/P: High-Line +3V =308V          O/P: (1) Full Load          (2) Output Short          (3) O.L.P          (4) O.V.P.          (5) No Load VR min (Low Line)          Ta:25°C</p>	<p>U1/U2          (1) 14.1V          (2) 14.1V          (3) 14.1V          (4) 14.1V          (5) 14.1V</p> <p>U101          (1) 15.7V          (2) 16.3V          (3) 15.5V          (4) 15.5V          (5) 15.7V</p> <p>U103/U104          (1) 12.8V          (2) 12.8V          (3) 12.8V          (4) 12.8V          (5) 12.8V</p>

## ■ SAFETY & E.M.C. TEST

### SAFETY TEST

NO	TEST ITEM	SPECIFICATION	TEST CONDITION	RESULT
1	WITHSTAND VOLTAGE	I/P-O/P: 4.2 K VAC/min I/P-FG : 2.1 K VAC/min O/P-FG: 1.5 KVAC/min	I/P-O/P: 4.62 KVAC/min I/P-FG: 2.52 KVAC/min O/P-FG: 1.8 KVAC/min Ta:25°C	I/P-O/P: 2.35 mA I/P-FG: 3.33 mA O/P-FG: 1.655 mA NO DAMAGE
2	ISOLATION RESISTANCE	I/P-O/P: 500 VDC>100MΩ I/P-FG: 500 VDC>100MΩ O/P-FG: 500 VDC >100MΩ	I/P-O/P: 600 VDC I/P-FG: 600 VDC O/P-FG: 600 VDC Ta:25°C	I/P-O/P: 37061 MΩ I/P-FG: 3546 MΩ O/P-FG: 12832 MΩ NO DAMAGE
3	GROUNDING CONTINUITY	FG(PE) TO CHASSIS OR TRACE < 100 mΩ	40A / 2min Ta:25°C	4 mΩ

### E.M.C TEST

NO	TEST ITEM	SPECIFICATION	TEST CONDITION	RESULT
1	HARMONIC	BS EN/EN61000-3-2 (IEC61000-3-2) ■ CLASS A	I/P:230VAC/50HZ O/P:FULL LOAD Ta:25°C	<input checked="" type="checkbox"/> PASS <input type="checkbox"/> FAIL
2	CONDUCTION	BS EN/EN55032(CISPR32), CNS 15936 CLASS B  BS EN/EN55011 (CISPR11) CLASS B	I/P : 230 VAC (50HZ) O/P : FULL/50% LOAD Ta : 25°C	PASS Test by certified Lab
3	RADIATION	BS EN/EN55032(CISPR32), CNS 15936 CLASS B  BS EN/EN55011 (CISPR11) CLASS B	I/P : 230 VAC (50HZ) O/P : FULL LOAD Ta : 25°C	PASS Test by certified Lab
4	E.S.D	BS EN/EN61000-4-2 AIR : 15KV / Contact : 8KV	I/P : 230 VAC/50HZ O/P : FULL LOAD Ta : 25°C	CRITERIA A
5	E.F.T	BS EN/EN61000-4-4 INPUT : 2KV	I/P : 230 VAC/50HZ O/P : FULL LOAD Ta : 25°C	CRITERIA A
6	SURGE	BS EN/EN 61000-4-5 L-N : 2KV L,N-PE : 4KV	I/P : 230 VAC/50HZ O/P : FULL LOAD Ta : 25°C	CRITERIA A
7	Test by certified Lab & Test Report Prepare Any contradictions of the test results, please refer to the latest EMC test report			

## ■ RELIABILITY TEST

### ENVIRONMENT TEST

NO	TEST ITEM	SPECIFICATION	TEST CONDITION	RESULT																																																																																																																																				
1	TEMPERATURE RISE TEST	MODEL : NSP-500-24 1. ROOM AMBIENT BURN-IN : 2 HRS I/P : 230VAC O/P : FULL LOAD Ta= 26.5°C 2. HIGH AMBIENT BURN-IN : 2 HRS I/P : 230VAC O/P : FULL LOAD Ta= 60.1°C																																																																																																																																						
				<table border="1"> <thead> <tr> <th>NO</th> <th>Position</th> <th>ROOM AMBIENT Ta=26.5°C</th> <th>HIGH AMBIENT Ta=60.1°C</th> </tr> </thead> <tbody> <tr><td>1</td><td>ZNR1</td><td>32.6°C</td><td>65.7°C</td></tr> <tr><td>2</td><td>LF1</td><td>34.9°C</td><td>67.1°C</td></tr> <tr><td>3</td><td>LF2</td><td>37.8°C</td><td>69.7°C</td></tr> <tr><td>4</td><td>C2</td><td>36.1°C</td><td>68.8°C</td></tr> <tr><td>5</td><td>LF3</td><td>42.6°C</td><td>75.0°C</td></tr> <tr><td>6</td><td>RTH1</td><td>41.5°C</td><td>71.8°C</td></tr> <tr><td>7</td><td>BD1</td><td>53.9°C</td><td>86.9°C</td></tr> <tr><td>8</td><td>C8</td><td>47.3°C</td><td>77.0°C</td></tr> <tr><td>9</td><td>Q1</td><td>55.9°C</td><td>86.7°C</td></tr> <tr><td>10</td><td>RY1</td><td>52.9°C</td><td>80.6°C</td></tr> <tr><td>11</td><td>C109</td><td>44.3°C</td><td>75.4°C</td></tr> <tr><td>12</td><td>C116</td><td>41.0°C</td><td>72.1°C</td></tr> <tr><td>13</td><td>C108</td><td>43.6°C</td><td>75.3°C</td></tr> <tr><td>14</td><td>U103</td><td>38.5°C</td><td>71.4°C</td></tr> <tr><td>15</td><td>RTH5</td><td>48.4°C</td><td>78.8°C</td></tr> <tr><td>16</td><td>L3</td><td>52.8°C</td><td>77.3°C</td></tr> <tr><td>17</td><td>C42</td><td>44.1°C</td><td>74.8°C</td></tr> <tr><td>18</td><td>C7</td><td>43.8°C</td><td>73.3°C</td></tr> <tr><td>19</td><td>C45</td><td>44.1°C</td><td>74.9°C</td></tr> <tr><td>20</td><td>D5</td><td>53.7°C</td><td>85.2°C</td></tr> <tr><td>21</td><td>VR1</td><td>36.4°C</td><td>68.2°C</td></tr> <tr><td>22</td><td>C180</td><td>35.3°C</td><td>66.4°C</td></tr> <tr><td>23</td><td>U104</td><td>36.9°C</td><td>67.6°C</td></tr> <tr><td>24</td><td>T2</td><td>39.0°C</td><td>72.4°C</td></tr> <tr><td>25</td><td>U6</td><td>58.7°C</td><td>83.3°C</td></tr> <tr><td>26</td><td>U1</td><td>54.1°C</td><td>84.3°C</td></tr> <tr><td>27</td><td>C92</td><td>45.1°C</td><td>78.3°C</td></tr> <tr><td>28</td><td>Q2</td><td>49.1°C</td><td>82.7°C</td></tr> <tr><td>29</td><td>C6</td><td>43.6°C</td><td>74.4°C</td></tr> <tr><td>30</td><td>Q3</td><td>48.6°C</td><td>81.7°C</td></tr> <tr><td>31</td><td>T1coil</td><td>64.0°C</td><td>95.5°C</td></tr> <tr><td>32</td><td>T1core</td><td>54.3°C</td><td>85.6°C</td></tr> </tbody> </table>	NO	Position	ROOM AMBIENT Ta=26.5°C	HIGH AMBIENT Ta=60.1°C	1	ZNR1	32.6°C	65.7°C	2	LF1	34.9°C	67.1°C	3	LF2	37.8°C	69.7°C	4	C2	36.1°C	68.8°C	5	LF3	42.6°C	75.0°C	6	RTH1	41.5°C	71.8°C	7	BD1	53.9°C	86.9°C	8	C8	47.3°C	77.0°C	9	Q1	55.9°C	86.7°C	10	RY1	52.9°C	80.6°C	11	C109	44.3°C	75.4°C	12	C116	41.0°C	72.1°C	13	C108	43.6°C	75.3°C	14	U103	38.5°C	71.4°C	15	RTH5	48.4°C	78.8°C	16	L3	52.8°C	77.3°C	17	C42	44.1°C	74.8°C	18	C7	43.8°C	73.3°C	19	C45	44.1°C	74.9°C	20	D5	53.7°C	85.2°C	21	VR1	36.4°C	68.2°C	22	C180	35.3°C	66.4°C	23	U104	36.9°C	67.6°C	24	T2	39.0°C	72.4°C	25	U6	58.7°C	83.3°C	26	U1	54.1°C	84.3°C	27	C92	45.1°C	78.3°C	28	Q2	49.1°C	82.7°C	29	C6	43.6°C	74.4°C	30	Q3	48.6°C	81.7°C	31	T1coil	64.0°C	95.5°C	32	T1core	54.3°C	85.6°C
NO	Position	ROOM AMBIENT Ta=26.5°C	HIGH AMBIENT Ta=60.1°C																																																																																																																																					
1	ZNR1	32.6°C	65.7°C																																																																																																																																					
2	LF1	34.9°C	67.1°C																																																																																																																																					
3	LF2	37.8°C	69.7°C																																																																																																																																					
4	C2	36.1°C	68.8°C																																																																																																																																					
5	LF3	42.6°C	75.0°C																																																																																																																																					
6	RTH1	41.5°C	71.8°C																																																																																																																																					
7	BD1	53.9°C	86.9°C																																																																																																																																					
8	C8	47.3°C	77.0°C																																																																																																																																					
9	Q1	55.9°C	86.7°C																																																																																																																																					
10	RY1	52.9°C	80.6°C																																																																																																																																					
11	C109	44.3°C	75.4°C																																																																																																																																					
12	C116	41.0°C	72.1°C																																																																																																																																					
13	C108	43.6°C	75.3°C																																																																																																																																					
14	U103	38.5°C	71.4°C																																																																																																																																					
15	RTH5	48.4°C	78.8°C																																																																																																																																					
16	L3	52.8°C	77.3°C																																																																																																																																					
17	C42	44.1°C	74.8°C																																																																																																																																					
18	C7	43.8°C	73.3°C																																																																																																																																					
19	C45	44.1°C	74.9°C																																																																																																																																					
20	D5	53.7°C	85.2°C																																																																																																																																					
21	VR1	36.4°C	68.2°C																																																																																																																																					
22	C180	35.3°C	66.4°C																																																																																																																																					
23	U104	36.9°C	67.6°C																																																																																																																																					
24	T2	39.0°C	72.4°C																																																																																																																																					
25	U6	58.7°C	83.3°C																																																																																																																																					
26	U1	54.1°C	84.3°C																																																																																																																																					
27	C92	45.1°C	78.3°C																																																																																																																																					
28	Q2	49.1°C	82.7°C																																																																																																																																					
29	C6	43.6°C	74.4°C																																																																																																																																					
30	Q3	48.6°C	81.7°C																																																																																																																																					
31	T1coil	64.0°C	95.5°C																																																																																																																																					
32	T1core	54.3°C	85.6°C																																																																																																																																					



		NO	Position	ROOM AMBIENT Ta=26.5 °C	HIGH AMBIENT Ta=60.1°C
		33	D6	46.2°C	76.3°C
		34	Q102	48.6°C	81.2°C
		35	U101	50.5°C	81.5°C
		36	Q104	48.2°C	81.2°C
		37	U5	47.8°C	80.0°C
		38	R5	46.4°C	78.6°C
		39	J102	47.6°C	79.7°C
		40	RTH4	45.2°C	76.7°C
		41	D108	38.3°C	70.3°C
		42	D101	43.0°C	70.2°C
		43	D30	48.1°C	75.9°C
		44	RTH3	38.7°C	67.4°C
2	OVER LOAD BURN-IN TEST	NO DAMAGE 1 HOUR ( MIN )		I/P : 230 VAC O/P : 126%LOAD Ta : 25°C	TEST : OK
3	LOW TEMPERATURE TURN ON TEST	TURN ON AFTER 2 HOUR		I/P : 305VAC/100VAC O/P : 80%/100%LOAD Ta= -45°C/-35°C	TEST : OK
4	HIGH HUMIDITY HIGH TEMPERATURE HIGH VOLTAGE TURN ON TEST	AFTER 12 HOURS IN CHAMBER ON CONTROL 60°C/95 %R.H NO DAMAGE		I/P : 315 VAC O/P : FULL LOAD Ta= 60°C HUMIDITY= 95 %R.H	TEST : OK
5	TEMPERATURE COEFFICIENT	± 0.05%/°C(0~60°C)		I/P : 230 VAC O/P : FULL LOAD	± 0.006%/°C(0~60°C)
6	STORAGE TEMPERATURE TEST	-40~85°C		1. Thermal shock Temperature : -45°C~ +90°C 2. Temperature change rate : 25°C / MIN 3. Dwell time low and high temperature : 30 MIN/EACH 4. Total test cycle : 10 CYCLE 5. Input/Output condition : STATIC	
7	THERMAL SHOCK TEST	-30~60°C		1. Thermal shock Temperature : -35°C~ +65°C 2. Temperature change rate : 25°C / MIN 3. Dwell time low and high temperature : 30 MIN/EACH 4. Total test cycle : 16 CYCLE 5. Input/Output condition : 15cycle:230V/ FULL LOAD AC ON 3sec/AC OFF 1sec TEST 1cycle:230V/ FULL LOAD Burn In Test	
8	VIBRATION TEST	10 ~ 500Hz, 2G 10min./1cycle, 60min. each along X, Y, Z axes		1 Carton & 1 Set (1) Waveform : Sine Wave (2) Frequency : 10~500Hz (3) Sweep Time : 10min/sweep cycle (4) Acceleration : 3G (5) Test Time : 180min in each axis (X.Y.Z) (6) Ta : 25°C	
9	CAPACITOR LIFE CYCLE	SUPPOSE C109 IS THE MOST CRITICAL COMPONENT (1) I/P : 230VAC O/P : FULL LOAD Ta= 25 °C LIFE TIME (2) I/P : 230VAC O/P : FULL LOAD Ta=60 °C LIFE TIME (3) I/P : 230VAC O/P : 75% LOAD Ta= 60 °C LIFE TIME (4) I/P : 230VAC O/P : 50% LOAD Ta= 60 °C LIFE TIME			(1) 1024704.7HRS (2) 107708.8HRS (3) 150198.4HRS (4) 198847.5HRS



10	MTBF	Conducted by Parts Stress Analysis Prediction 1213.4K hrs min. Telcordia SR-332 (Bellcore) ; 212.1K hrs min. MIL-HDBK-217F (25°C)
11	Ongoing Reliability Test	I/P : 230VAC O/P : FULL LOAD TA=50°C Demonstration Mean Time Between Failure : 50,000 hours

TEST RESULT	TESTER	REVIEW	APPROVAL
PASS	Yuwei	Liutt	Wangzd

2020.10.1 TAG-QA-009