



# 18W Single Output Switching Power Supply

# LPH-18 series



- Features :
  - 180-264VAC input only
  - Fully encapsulated with IP67 level (Note.5)
  - Protections:Short circuit / Overload / Over voltage / Over temperature
  - Cooling by free air convection
  - Class II power unit, no FG
  - Pass LPS
  - 100% full load burn-in test
  - Suitable for LED related fixture or appliance (such as LED Decoration or Advertisement devices)
  - High reliability / Low cost
  - 2 years warranty



## ■ GTIN CODE

MW Search: <https://www.meanwell.com/serviceGTIN.aspx>

IS 15885

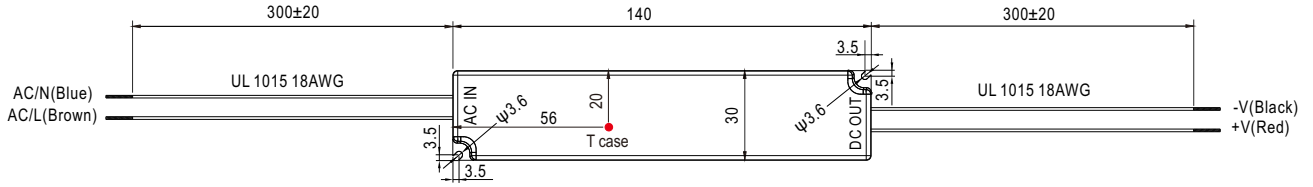


## SPECIFICATION


MODEL	LPH-18-12	LPH-18-24	LPH-18-36	
OUTPUT	DC VOLTAGE	12V	24V	36V
	RATED CURRENT	1.5A	0.75A	0.5A
	CURRENT RANGE	0 ~ 1.5A	0 ~ 0.75A	0 ~ 0.5A
	RATED POWER	18W	18W	18W
	RIPPLE & NOISE (max.) Note.2	120mVp-p	150mVp-p	200mVp-p
	VOLTAGE TOLERANCE Note.3	±3.0%		
	LINE REGULATION	±1.0%		
	LOAD REGULATION	±2.0%		
	SETUP, RISE TIME	1500ms, 30ms / 230VAC		
HOLD UP TIME (Typ.)	50ms/230VAC at full load			
INPUT	VOLTAGE RANGE	180 ~ 264VAC 254 ~ 370VDC		
	FREQUENCY RANGE	47 ~ 63Hz		
	EFFICIENCY(Typ.)	77%	82%	83%
	AC CURRENT	0.3A/230VAC		
	INRUSH CURRENT(Typ.)	COLD START 50A(twidth=155µs measured at 50% Ipeak) at 230VAC		
	MAX. No. of PSUs on 16A CIRCUIT BREAKER	17 units (circuit breaker of type B) / 28 units (circuit breaker of type C) at 230VAC		
LEAKAGE CURRENT	0.25mA / 240VAC			
PROTECTION	OVERLOAD	Above 105% rated output power Protection type : Hiccup mode, recovers automatically after fault condition is removed		
	OVER VOLTAGE	13.8~ 16.2V	27.6~ 32.4V	41.4 ~ 48.6V
	OVER TEMPERATURE	Hiccup mode, recovers automatically after temperature goes down		
ENVIRONMENT	WORKING TEMP.	-30~ +70°C (Refer to "Derating Curve")		
	WORKING HUMIDITY	20 ~ 90% RH non-condensing		
	STORAGE TEMP., HUMIDITY	-40 ~ +80°C, 10 ~ 95% RH		
	TEMP. COEFFICIENT	±0.03%/°C (0 ~ 50°C)		
	VIBRATION	10 ~ 500Hz, 2G 10min./1cycle, period for 60min. each along X, Y, Z axes		
SAFETY & EMC (Note 4)	SAFETY STANDARDS	IEC/BS EN/EN 62368-1, BIS IS15885(NOTE 8), EAC TP TC 004, IP67 approved; design refer to UL1310 Class 2, CAN/CSA No. 223-M91		
	WITHSTAND VOLTAGE	I/P-O/P:3KVAC		
	ISOLATION RESISTANCE	I/P-O/P:>100M Ohms / 500VDC / 25°C / 70% RH		
	EMC EMISSION	Compliance to BS EN/EN55032 (CISPR32) Class B, BS EN/EN61000-3-2 Class A, BS EN/EN61000-3-3, EAC TP TC 020		
	EMC IMMUNITY	Compliance to BS EN/EN61000-4-2,3,4,5,6,8,11, BS EN/EN55035, light industry level, EAC TP TC 020		
OTHERS	MTBF	7827.3K hrs min. Telcordia SR-332 (Bellcore); 1311.1Khrs min. MIL-HDBK-217F (25°C)		
	DIMENSION	140*30*22(L*W*H)		
	PACKING	0.175Kg; 70pcs/13.3Kgs/0.71CUFT		
NOTE	<ol style="list-style-type: none"> <li>All parameters NOT specially mentioned are measured at 230VAC input, rated load and 25°C of ambient temperature.</li> <li>Ripple &amp; noise are measured at 20MHz of bandwidth by using a 12" twisted pair-wire terminated with a 0.1µf &amp; 47µf parallel capacitor.</li> <li>Tolerance : includes set up tolerance, line regulation and load regulation.</li> <li>The power supply is considered as a component that will be operated in combination with final equipment. Since EMC performance will be affected by the complete installation, the final equipment manufacturers must re-qualify EMC Directive on the complete installation again. (as available on <a href="https://www.meanwell.com/Upload/PDF/EMI_statement_en.pdf">https://www.meanwell.com/Upload/PDF/EMI_statement_en.pdf</a>)</li> <li>Suitable for indoor use or outdoor use without direct sunlight exposure.</li> <li>This product is not intended for LED applications in the EU and China.(In the EU NPF/LPF/XLG series are recommended.)</li> <li>Products sourced from the China regions may not have the BIS logo, please contact your MEAN WELL sales for more information.</li> </ol> ※ Product Liability Disclaimer : For detailed information, please refer to <a href="https://www.meanwell.com/serviceDisclaimer.aspx">https://www.meanwell.com/serviceDisclaimer.aspx</a>			

### Mechanical Specification

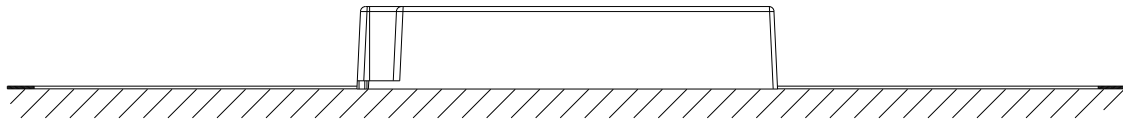
Unit:mm Tolerance:±1



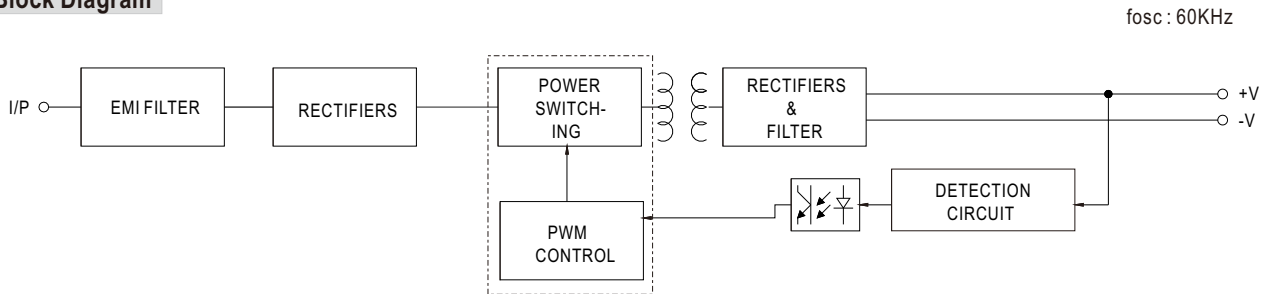
※ T case: Max. Case Temperature



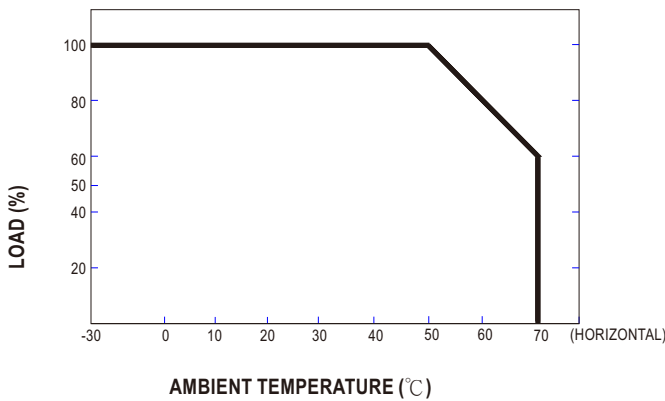
### Recommend Mounting Direction



### Block Diagram



### Derating Curve



### Static Characteristics

