

## ■ Features

- MEAN WELL Patent Number: ZL 202223277512.1
- 5"x3" compact size with **low profile** (12V: 35mm ,15~54V: 33.5mm )
- 80~264Vac input with PFC, No load power consumption<0.5W
- **Global certificates in multi-fields** (ITE 62368-1, Medical 60601-1, Household 60335-1, Industrial 61558-1/-2-16)
- **150%peak load @ 3s**
- **400W** convection, **600W** with FAN **23CFM** forced-cooled
- Suitable for **Class I** or **Class II** installations
- Over voltage category **III (OVC III)**
- **-40 ~ +80°C** wide range operation temperature
- High efficiency up to 95%
- Protections: Short circuit / Overload / Over voltage / Over temperature
- Extremely low leakage current, **2 x MOPP**, suitable for **BF** medical applications
- Operating altitude up to **5000 meters**
- Built-in 12V/0.5A for external FAN
- Built-in Remote sense
- 3 years warranty

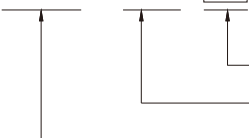
## ■ Description

The LOP-600 is a 600W highly reliable, energy-efficient, low-profile open frame type power supply. With a high power density of 30.3W/in<sup>3</sup> within the standard size of 5" x 3", it features a universal input voltage range of 80~264VAC, making it suitable for global applications. The series offers a comprehensive selection of standard voltages, including 12V/15V/18V/24V/27V/36V/48V/54V, and comes in a complete range of models.

The main features of the LOP-600 include: low standby power (<0.5W), high efficiency (up to 95%), capable of providing 400W under natural air cooling and 600W with an additional fan. It has a 150% @ 3 seconds overload capacity, a wide operating temperature range of -40 to +80°C, compliance with OVCIII, suitable for Class I (with FG) or Class II (without FG) systems. The product has obtained multiple safety certifications, including 62368-1/60601-1/61558-1/60335-1, and is designed to meet 2xMOPP and extremely low touch leakage current <70 μA, making it suitable for BF class medical devices. With high product safety and excellent EMC performance, it is versatile and applicable in various fields such as ITE, medical, industrial control, home automation and more. It is a cost-effective slim open frame type power supply.

## ■ Model Encoding

**LOP - 600 - 12**



Output voltage (12V/15V/18V/24V/27V/36V/48V/54V)  
 Rated wattage  
 Series name

## ■ Applications

- Industrial automation machinery/ control system
- Security system
- Mechanical and electrical equipment
- Electronic instruments, equipments or apparatus
- Network equipment
- Telecom devices
- Power sourcing equipment of PoE
- Home automation
- Medical devices

## ■ GTIN CODE

MW Search: <https://www.meanwell.com/serviceGTIN.aspx>

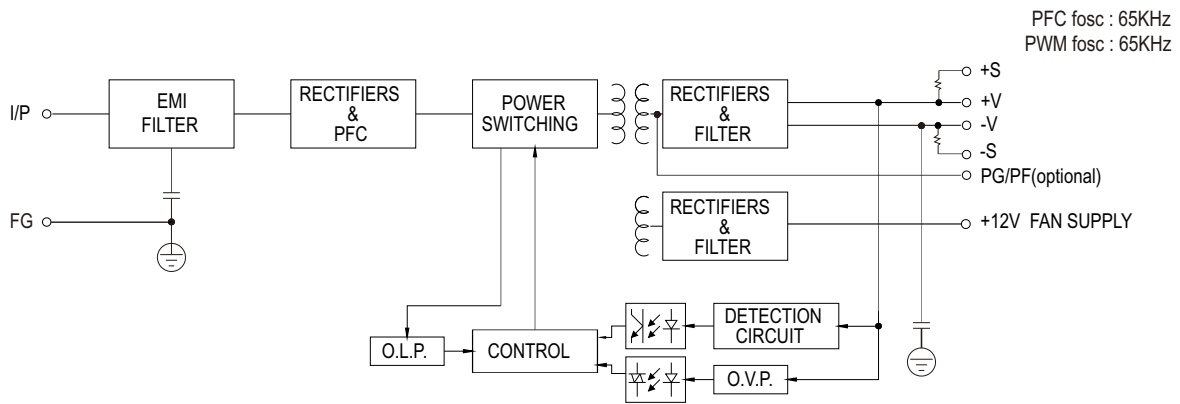


SPECIFICATION		LOP-600-12	LOP-600-15	LOP-600-18	LOP-600-24	LOP-600-27	LOP-600-36	LOP-600-48	LOP-600-54
<b>OUT PUT</b>									
DC VOLTAGE		12V	15V	18V	24V	27V	36V	48V	54V
CURRENT	Peak(3sec.)	75A	60A	50A	37.5A	33.3A	25A	18.8A	16.7A
	<u>23CFM</u>	50A	40A	33.3A	25A	22.3A	16.7A	12.5A	11.2A
	Convection	30A	24A	20A	16.7A	14.8A	11.1A	8.3A	7.4A
RATED POWER	Peak(3sec.)	900W	900W	900W	900W	899.1W	900W	902.4W	901.8W
	<u>23CFM</u>	600W	600W	599.4W	600W	602.1W	601.2W	600W	604.8W
	Convection	360W	360W	360W	400.8W	399.6W	399.6W	398.4W	399.6W
RIPPLE & NOISE (max.) Note.2		120mVp-p	150mVp-p	180mVp-p	200mVp-p	200mVp-p	250mVp-p	250mVp-p	250mVp-p
VOLTAGE ADJ. RANGE (MAIN OUTPUT)		11.4~12.6V	14.3~15.8V	17.1~18.9V	22.8~25.2V	25.6 ~ 28.4V	34.2 ~37.8V	45.6 ~50.4V	52 ~58V
VOLTAGE TOLERANCE Note.3		±3.0%	±3.0%	±3.0%	±2.0%	±1.0%	±1.0%	±1.0%	±1.0%
LINE REGULATION		±0.5%	±0.5%	±0.5%	±0.5%	±0.5%	±0.5%	±0.5%	±0.5%
LOAD REGULATION		±1.0%	±1.0%	±1.0%	±1.0%	±1.0%	±1.0%	±1.0%	±1.0%
SETUP, RISE TIME		1000ms, 50ms/230Vac      1500ms, 50ms/115Vac at full load							
HOLD UP TIME (Typ.)		12ms@400W load , 8ms@600W load							
<b>INPUT</b>									
VOLTAGE RANGE Note.4		80 ~ 264Vac      113 ~ 370Vdc							
FREQUENCY RANGE		47 ~ 63Hz							
POWER FACTOR		PF>0.95/230Vac      PF>0.98/115Vac at full load							
EFFICIENCY (Typ.)		93%	93.5%	94%	94%	95%	95%	95%	95%
AC CURRENT (Typ.)		6.4A/115Vac      3.2A/230Vac							
INRUSH CURRENT (Typ.)		COLD START 40A/115Vac      80A/230Vac							
LEAKAGE CURRENT		Earth leakage current < 500µA(rms) @ 264Vac , touch current < 70µA(rms) @ 264Vac							
<b>PROTECTION</b>									
OVERLOAD		105 ~ 150% rated output power, Protection type : Hiccup after 3 sec, recovers automatically after fault condition is removed							
OVER VOLTAGE		13.2 ~ 15.6V	16.5 ~ 19.5V	19.8 ~ 23.4V	26.4 ~ 31.2V	29.7 ~ 35.1V	39.6 ~ 46.8V	52.8 ~ 62.4V	59.4 ~ 67.5V
		Protection type : Shut down o/p voltage, re-power on to recover							
OVER TEMPERATURE		Protection type : Shut down o/p voltage, recovers automatically after temperature goes down or re-power on to recover							
<b>FUNCTION</b>									
EXTERNAL FAN SUPPLY		12V@0.5A for driving a fan ( <u>23CFM</u> ) / 12V@0.2A for without fan; Tolerance -15% ~+15% at main output 20% rated current							
REMOTE SENSE		The remote sensing compensates voltage drop on the load wiring up to 0.5V							
POWER GOOD / POWER FAIL (optional)		500ms>PG>10ms ; The TTL signal goes high with 10ms to 500ms delay after power set up ; The TTL signal goes low at least 1ms before Vo below 90% of rated value; TTL(0 ~ 1V), TTH(2 ~ 5V)							
<b>ENVIRONMENT</b>									
WORKING TEMP.		-40 ~ +80°C (Refer to "Derating Curve")							
WORKING HUMIDITY		20 ~ 90% RH non-condensing							
STORAGE TEMP., HUMIDITY		-40 ~ +85°C, 10 ~ 95% RH non-condensing							
TEMP. COEFFICIENT		±0.03%/°C (0 ~ 50°C)							
VIBRATION		10 ~ 500Hz, 2G 10min./1cycle, 60min. each along X, Y, Z axes							

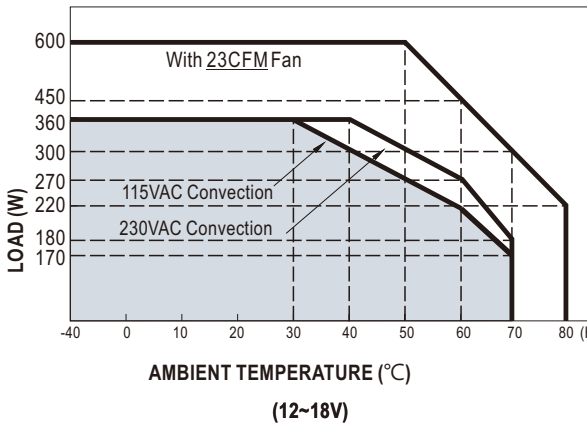


SPECIFICATION	LOP-600-12	LOP-600-15	LOP-600-18	LOP-600-24	LOP-600-27	LOP-600-36	LOP-600-48	LOP-600-54
<b>SAFETY &amp; EMC</b> <span style="float:right">Note.5</span>								
<b>SAFETY STANDARDS</b>	CB IEC62368-1, IEC60335-1, IEC61558-1/-2-16, IEC60601-1; TUV BS EN/EN62368-1, BS EN/EN60335-1, BS EN/EN61558-1/-2-16, BS EN/EN60601-1(3.2 Version); UL UL62368-1, ANSI / AAMI ES60601-1(3.2 Version) ; CCC GB4943.1 ; RCM AS/NZS 61558-1/-2-16; EAC TPTC 004 approved.							
<b>ISOLATION RESISTANCE</b>	Primary-Secondary: 2xMOPP, Primary-Earth:1xMOPP, Secondary-Earth:1xMOPP							
<b>OVER VOLTAGE CATEGORY</b>	IEC/EN 61558-1/-2-16(OVC III, altitude up to 2000M ) IEC/EN/UL 62368-1 (OVC II, altitude up to 5000M ) IEC/EN 60335-1 (OVC II, altitude up to 5000M ) IEC/EN 60601-1 (OVC II, altitude up to 4000M )							
<b>PROTECTIVE EXTRA-LOW VOLTAGE</b>	IEC/EN61558-2-16 (SELV, 12~48V ) IEC/EN/UL 62368-1 (SELV / ES1, 12~48V )							
<b>WITHSTAND VOLTAGE</b>	I/P-O/P:4KVac I/P-FG:2KVac O/P-FG:1.5KVac							
<b>ISOLATION RESISTANCE</b>	I/P-O/P, I/P-FG, O/P-FG:100M Ohms / 500VDC / 25°C/ 70% RH							
<b>EMC EMISSION</b>	<b>Parameter</b>	<b>Standard</b>		<b>Test Level / Note</b>				
	Conducted & Radiated	BS EN/EN55032(CISPR32)		Class I : Class B , Class II : Class A				
		BS EN/EN55011(CISPR11)						
	Harmonic Current	BS EN/EN55014(CISPR32)		Class I : Class B				
		BS EN/EN61000-3-2		Class A				
Voltage Flicker	BS EN/EN61000-3-3		-----					
<b>EMC IMMUNITY</b>	BS EN/EN55035,BS EN/ EN61000-6-2							
	<b>Parameter</b>	<b>Standard</b>		<b>Test Level /Note</b>				
	ESD	BS EN/EN61000-4-2		Level 4, 15KV air ; Level 4, 8KV contact				
	Radiated Susceptibility	BS EN/EN61000-4-3		Level 3, 10V/m( 80MHz~2.7GHz ) Table 9, 9~28V/m( 385MHz~5.78GHz )				
	EFT/Burest	BS EN/EN61000-4-4		Level 3, 2KV				
	Surge	BS EN/EN61000-4-5		Level 4, 4KV/Line-FG ; 2KV/Line-Line				
	Conducted	BS EN/EN61000-4-6		Level 3, 10V				
	Magnetic Field	BS EN/EN61000-4-8		Level 4, 30A/m				
Voltage Dips and interruptions	BS EN/EN61000-4-11		>95% dip 0. 5 periods, 100% dip 1 periods, 30% dip 25 periods, >95% interruptions 250 periods					
<b>OTHERS</b>								
<b>MTBF</b>	1963.2K hrs min. Telcordia SR-332 (Bellcore) ; 310.9K hrs min. MIL-HDBK-217F (25°C)							
<b>DIMENSION</b>	12V: 127*76.2*35mm (L*W*H) , 15~54V: 127*76.2*33.5mm (L*W*H)							
<b>PACKING</b>	0.48Kg; 24pcs/13.7Kg/1.10CUFT							
<b>NOTE</b>								
<ol style="list-style-type: none"> <li>All parameters NOT specially mentioned are measured at 230VAC input, rated load and 25°C of ambient temperature.</li> <li>Ripple &amp; noise are measured at 20MHz of bandwidth by using a 12" twisted pair-wire terminated with a 0.1μF &amp; 47μF parallel capacitor.</li> <li>Tolerance : includes set up tolerance, line regulation and load regulation.</li> <li>Derating may be needed under low input voltages. Please check the derating curve for more details.</li> <li>The power supply is considered a component which will be installed into a final equipment. All the EMC tests are been executed by mounting the unit on a 360mm*360mm metal plate with 1mm of thickness. The final equipment must be re-confirmed that it still meets EMC directives. For guidance on how to perform these EMC tests, please refer to "EMI testing of component power supplies." (as available on <a href="https://www.meanwell.com/Upload/PDF/EMI_statement_en.pdf">https://www.meanwell.com/Upload/PDF/EMI_statement_en.pdf</a>)</li> </ol>								
※ Product Liability Disclaimer : For detailed information, please refer to <a href="https://www.meanwell.com/serviceDisclaimer.aspx">https://www.meanwell.com/serviceDisclaimer.aspx</a>								

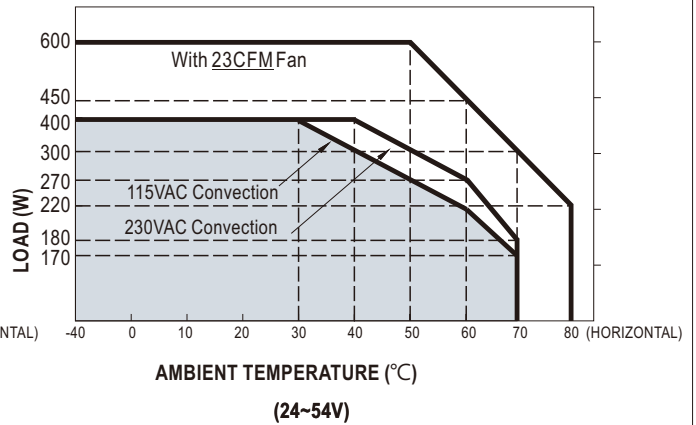
### Block Diagram



### Derating Curve

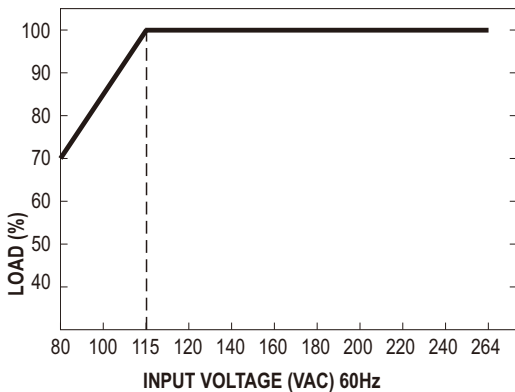


Cooling	Max. Output Power
Free air convection	360W
Force air with external Fan	600W



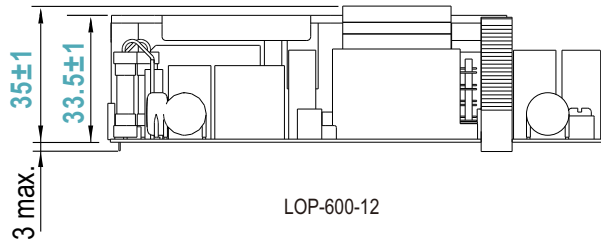
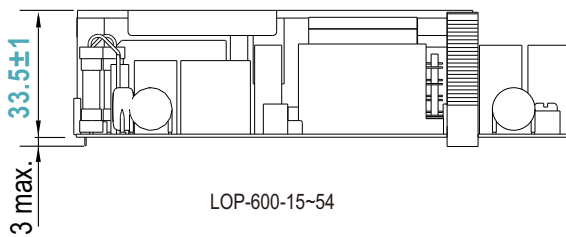
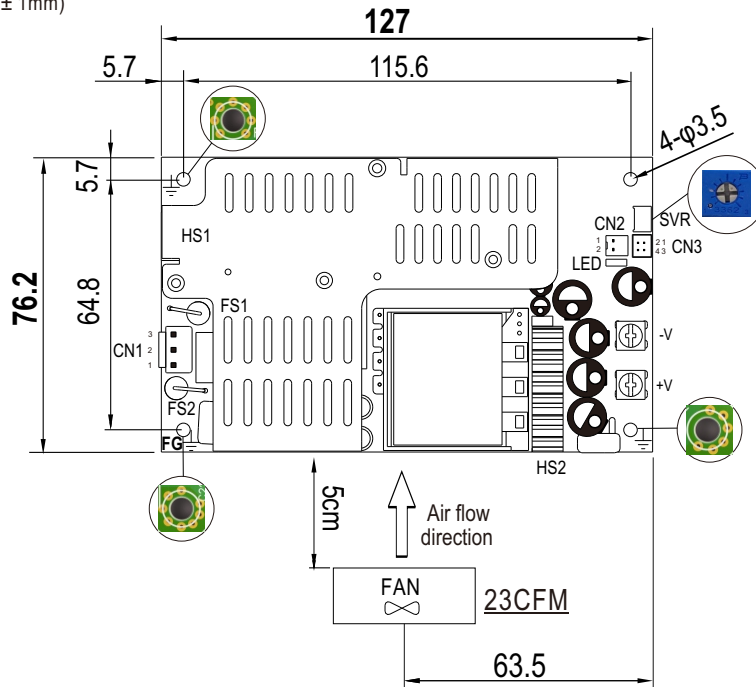
Cooling	Max. Output Power
Free air convection	400W
Force air with external Fan	600W

### Output Derating VS Input Voltage



### Mechanical Specification

(Unit: mm , tolerance ± 1mm)



AC Input Connector (CN1) : JST B3P-VH or equivalent

Pin No.	Assignment	Mating Housing	Terminal
1	AC/L	JST VHR or equivalent	JST SVH-21T-P1.1 or equivalent
2	No Pin		
3	AC/N		

FAN Connector(CN2) : TKP 8812-2 or equivalent

Pin No.	Assignment	Mating Housing	Terminal
1	DC COM	TKP 2502 or equivalent	TKP 54T(LF) or equivalent
2	+12Vaux		

DC Output Connector

Assignment	Output Terminals
-V	M3.5 Pan HD screw in 2 positions Torque to 8 lbs-in(90cNm)max.
+V	

Function Connector(CN3): TKP DH2I-2X2 or equivalent

Pin No.	Assignment	Mating Housing	Terminal
1	-R.S	TKP DH2 or equivalent	TKP or equivalent
2	+R.S		
3	DC COM		
4	PG(optional)		

Note:

Class I System: Mounting holes marked with  $\perp$  have to be connected to safety earth.

Class II System: Unnecessary to connect with safety earth.

⚠ HS1,HS2 cannot be shorted

### Installation Manual

Please refer to : <http://www.meanwell.com/manual.html>